

Tumble dryer

TD6-6



Dryer featuring exceptional savings and effortless use



Priority on people

Certified ergonomic design with a human-centered approach for an outstanding user experience

- Reversible door hanging for a convenient laundry flow
- Easy access to vital parts from the top and rear for simple servicing
- Stainless steel drum



Long-term savings

Innovative features to save money and time, and embrace a sustainable lifestyle

- Residual Moisture Control for an accurate drying result and a low energy consumption
- The coin version with Ecopower to avoid over drying of the garments and get a lower energy consumption



Pure control

Monitor your equipment and performance from anywhere, allowing to take action and to improve your business with OnE Laundry - the personal assistant for hygiene validation management, process management and revenue management



Productivity

- Reversing drum for less tangling of large items
- For optimal performance the room temperature should not exceed 25° Celcius for the condensed version

Main options and accessories

- Stainless steel front
- Connection to booking- /payment- system or coin meter
- Stacking frame for mounting TD6-6 on top of WH6-6
- Stainless steel base frame



Images shown are a representation of the product only and variations may occur.

Main specifications			TD6-6
Rated capacity,	filling factor 1:22	kg/lb	6/13
Drum volume		litre	130
Drum diameter		mm	575
Heating alternatives			
electric		kW	3.0
Consumption data*			
Total time full load		min	55
Energy consumption full load		kWh	2.96
Evaporation		g/min	48
Energy kWh/litre water evaporated		kWh/l	1.00

* At rated capacity 100% cotton load at 50% initial moisture dried to 0%.

Produced according to ISO 9001 and ISO 14001.

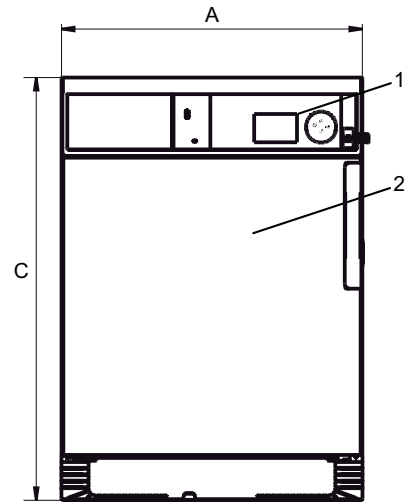
Certified with CB certificate for Low Voltage Directive and S-mark according to the Machinery Directive. Protection class IP X4D.

Electrical connections					
Heating alternative	Main voltage		Heating power kW	Total power kW	Recommended fuse A
		Hz			
Electric heated	220-240V 1/1N -	50/60	2.7/3.0	2.9/3.3	13/16
	220-240V 3 -	50/60	3.0	3.3	16
	380-480V 3/3N-	50/60	3.0	3.3	10

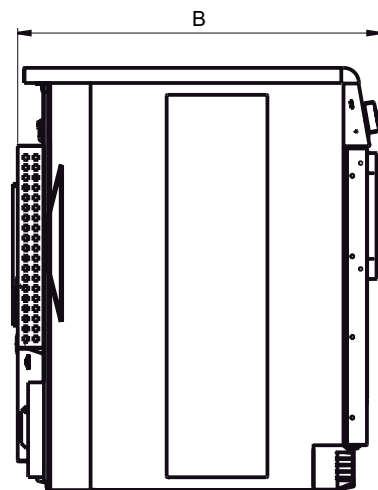
Sound levels	TD6-6
Sound power/pressure level at drying* dB(A)	67/53
Heat emission	
% of installed power, max	15
Shipping data**	
Shipping volume net, kg m ³	67 0.5
Accessories	
Stacking frame for mounting TD6-6 on top of WH6-6	x
Stainless steel base frame	x
Dimensions in mm	
A Width	597
B Depth	715
C Height	839
D	138
E	50
F	24
G	115
1 Operating panel	
2 Door opening \varnothing 370 mm	
3 Electrical connection	
4 Condense connection	

* Sound power levels measured according to ISO 60704.

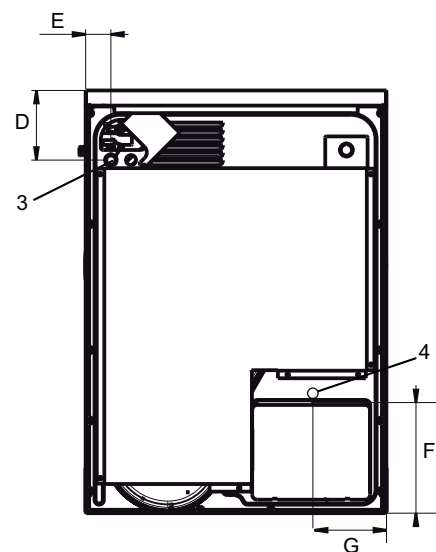
** Average data. Crated weight/shipping volume depends on configuration. Please contact logistics for exact measures.



Front



Left side



Rear side