

Hydro-Extractors

C240, C240R, C260, C260R, C290R

Features and benefits

- High G-factor for extremely high dewatering ability and improved drying economy
- Suspended constructing for low noise level
- R-models with fixed drum for use in laundrettes, ships and oil-rigs
- Security devices for lid and drum rotation for improved user safety
- Interchangeable voltage for improved flexibility
- Stainless steel casing and innerdrum for improved robustness



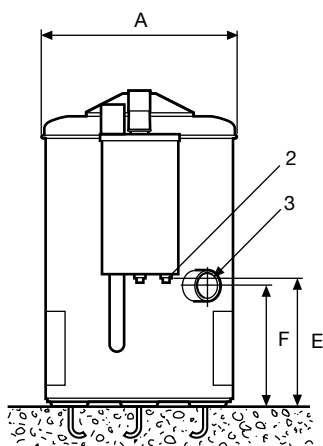
Options

- Payment: separate coinmeter and box, separate chip-card reader, CP connection

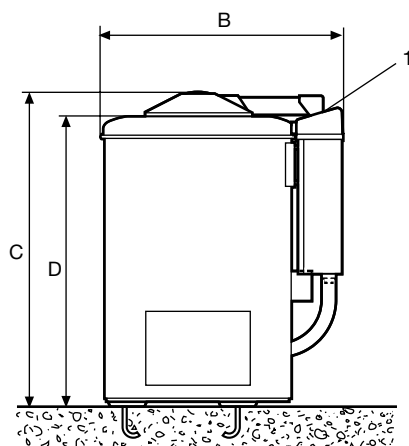
Main specifications		C240	C240R	C260	C260R	C290R
Rated capacity	kg/lb	8/18	8/18	12/26	12/26	18/40
Drum volume	litre	38	38	58	58	88
Extraction,	50 Hz	1450	1450	1450	1450	1450
	60 Hz	1740	1740	–	1740	–
G-factor,	50 Hz	440	440	575	575	705
	60 Hz	635	635	–	830	–
Consumption data						
Total time per extraction	min	5	5	5	5	5
Energy consumption per extraction	kWh	0.04	0.04	0.06	0.06	0.13

Certified in accordance with ISO 9001 and ISO 14001 and approved IP X4.

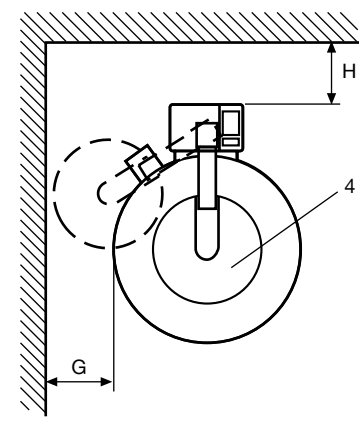
Electrical connections		C240	C240R	C260	C260R	C290R
Voltage						
Motor	230V 3AC 50 Hz kW(A)	0.33(10)	0.33(10)	0.33(10)	0.55(10)	0.65(16)
	208-240V 3AC 60 Hz kW(A)	0.33(10)	0.33(10)	N/A	0.55(10)	N/A
	400-415V 3N AC 50 Hz kW(A)	0.33(10)	0.33(10)	0.33(10)	0.55(10)	0.65(16)
	440V 3AC 60 Hz kW(A)	0.33(10)	0.33(10)	N/A	0.55(10)	N/A
Floor requirements						
Frequency of the dynamic force	Hz	25	25	25	25	25
Max floor load at extraction at 50 Hz	kN	1.0±0.10	1.0±0.25	1.4±0.15	1.9±0.4	3.0±0.6
Sound level						
Airborne sound level	dB(A)	<70	<70	<70	<70	<70
Shipping data						
	net, kg	67	91	98	126	171
	crated, kg	74	101	109	140	190
	boxed, kg	112	130	166	220	265
Shipping volume	crated, m ³	0.5	1.47	0.73	0.8	1.2
	boxed, m ³	0.79	1.47	0.88	0.88	1.38
Dimensions in mm						
A	Width	515	515	640	640	770
B	Depth	660	660	785	785	910
C	Height	850	910	870	980	1050
D		780	840	800	910	990
E		340	400	360	480	550
F		320	390	330	420	470
G		250	250	250	250	250
H		500	500	500	500	500
1 Control panel 2 Electrical connection 3 Drain ø75 4 Drum opening ø220 (C240/R), ø300 (C260/R), ø355 (C290/R)						



Rear side



Right side



6104

Top view